



EIT Manufacturing MatchMaking Event

29 and 30 April 2024

EIT Manufacturing

How to submit your proposal?

eitmanufacturing.eu



Co-funded by the
European Union

Content

NetSuite Registration


Log in to Partner Area

Call for Proposal

Submission

Support

NetSuite Registration



Existing entities –

Organizations that are already registered and have access to Plaza



New organization registration –

Organizations that do not exist in our system and are interested to apply for Call for Proposal

New Organisation Registration (EOI)

- Interested organizations need to fill this online form and click Submit.
- In the field 'Purpose of Registration', please select the value 'Call For Proposal'
- Submit > Verification by EITM > Email to complete registration (Slide 7)

🏠 SUBMIT

COMPANY INFORMATION

[GDPR Agreement](#) *

Organization Name *

Legal Organization Name (in National Language) *

Website

Organization Type *

Annual Revenue (Average for the last 2 years) *

Number of Employees *

Currency *

VAT Number *

PIC Number *

Please state your specific interests for a collaboration, with reference to e.g. topics of the current call for proposals, EIT Manufacturing partners which you would like to cooperate, etc. *



How did you get in contact with EITM? *

Purpose of Registration, Type *

KIC Added Value *

Register Person

- Organizations can register additional contacts using this online [Contact Form](#)
- Once verified, you will receive an email to complete NetSuite registration (Slide 7)

  Co-funded by the European Union

CONTACT DETAILS

First Name *

Middle Name

Last Name *

Email Address *
name@example.com

Company *

Gender

Phone

Job Title *

Country *

Nationality *

Purpose of Registration *

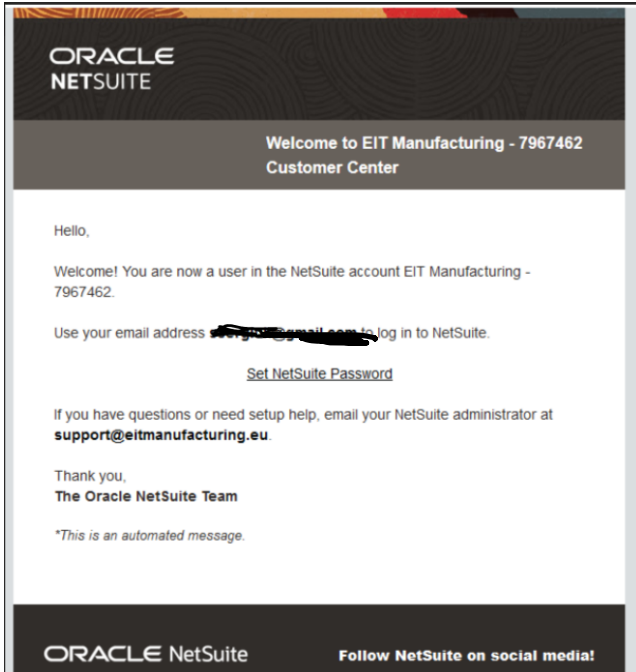
In the field 'Company', start by typing 3 characters to find your company name. If its not available, please register using the New Organization form(EOI)

Email Address *

Company *

- test
- test1
- test2
- test3
- test4
- Test Inc
- test5
- Test submission

Complete NetSuite Registration



ORACLE
NetSuite

Please enter your new password now.

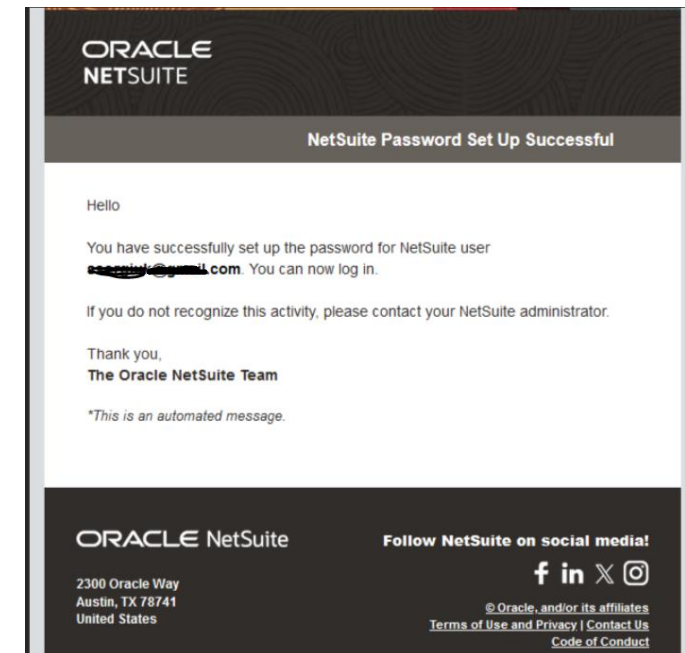
New Password

Confirm Password

Password Criteria

- Does not contain illegal characters ✓
- New passwords match ✓

Continue



Difference between Organization form and Contact form



IF A NEW ORGANIZATION WANTS TO BE A PART OF THE CONSORTIA, THEY NEED TO REGISTER USING THE ORGANIZATION FORM



IF YOU WANT TO ADD CO-EDITORS TO YOUR PROPOSAL AND THEY ARE NOT REGISTERED IN NETSUITE, THEY WILL HAVE TO APPLY VIA THE CONTACT FORM

Partner Area Home Page

To access the Partner Area, click [here](#)

Portlet

Centre

Dashboard

Header: EIT Manufacturing | Co-funded by the European Union | Help | 1 Test Org | EIT Manufacturing - EITM - Customer Center

Navigation: Home | Customer Details | Proposals

Home Section:

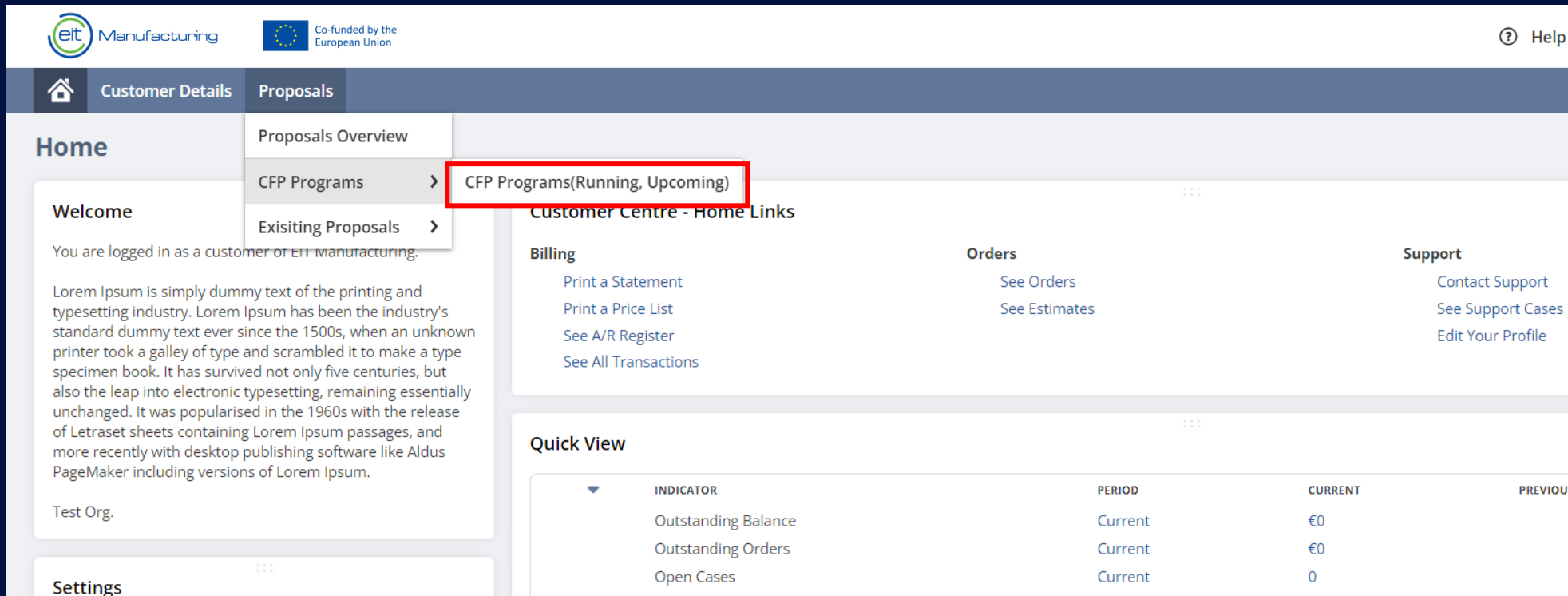
- Welcome:** You are logged in as a customer of EIT Manufacturing. Lorem Ipsum is simply dummy text of the printing and typesetting industry.
- Customer Centre - Home Links:**
 - Billing:** Print a Statement, Print a Price List, See A/R Register, See All Transactions
 - Orders:** See Orders, See Estimates
 - Support:** Contact Support, See Support Cases, Edit Your Profile
- Quick View:**

INDICATOR	PERIOD	CURRENT	PREVIOUS	CHANGE
Outstanding Balance	Current	€0		
Outstanding Orders	Current	€0		
Open Cases	Current	0		
Open Estimates	Current	0		

Settings: Set Preferences, Campaign Subscription Center, Change Email, Change Password

Navigation to CFP Program

Home Dashboard : Proposals > CFP Programs > CFP Programs(Running,Upcoming)



The screenshot displays the EIT Manufacturing Customer Centre interface. At the top, there are logos for EIT Manufacturing and the European Union, along with a 'Help' icon. The main navigation bar includes 'Customer Details' and 'Proposals'. The 'Proposals' menu is expanded, showing 'Proposals Overview', 'CFP Programs', and 'Existing Proposals'. The 'CFP Programs' option is highlighted with a red box, and its sub-menu 'CFP Programs(Running, Upcoming)' is also highlighted with a red box. Below the navigation, the 'Home' section contains a 'Welcome' message and a 'Test Org.' field. The 'Customer Centre - Home Links' section includes 'Billing' (Print a Statement, Print a Price List, See A/R Register, See All Transactions), 'Orders' (See Orders, See Estimates), and 'Support' (Contact Support, See Support Cases, Edit Your Profile). The 'Quick View' section features a table with the following data:

INDICATOR	PERIOD	CURRENT	PREVIOUS
Outstanding Balance	Current	€0	
Outstanding Orders	Current	€0	
Open Cases	Current	0	

CFP Program

- A CFP Program corresponds to a specific area or pillar
- The Program oversees the partner's ability to create or submit proposals, considering the proposal's timeline

Customer Details Proposals CFP INFO

CFP Programs (Running, Upcoming): Results [Learn about NetSuite Analytics Warehouse](#)

+ FILTERS

TOTAL: 4

CFP PROGRAM NAME ▲	AREA	CFP START DATE	CFP END DATE	PROJECT START DATE	PROJECT END DATE	STATUS	APPLY
CFP Education 2025	Education	01/04/2024	30/06/2024	01/01/2025	31/12/2025	Running	
CFP Innovation 2025	Innovation	01/04/2024	30/06/2024	01/01/2025	31/12/2025	Running	
CFP RIS - Topic 1 - 2025	EIT Regional Innovation Scheme	15/04/2024	30/06/2024	01/01/2025	01/01/2026	Running	
CFP RIS - Topic 2 - 2025	EIT Regional Innovation Scheme	15/04/2024	30/06/2024	01/01/2025	01/01/2026	Running	

CFP Form

Body part: Always visible on the form, it contains general information about the Program (CFP) and essential details about the proposal (such as ID and the status).

Subtabs: Also known as criteria, these contain all the fields required for the CFP. Users can navigate through them by clicking on specific subtab titles.

The screenshot displays the CFP Form interface. At the top, there is a navigation bar with 'SANDBOX' on the left, 'eit Manufacturing' and 'Co-funded by the European Union' logos in the center, and 'Help' and '1029 Test Organisation' on the right. Below this is a dark blue navigation bar with 'Customer Details', 'Proposals', and 'CFP INFO' tabs. The main content area is titled 'Call For Proposals' and includes a 'Save' button. A red box highlights the 'Body part' section, which contains 'Program Information' and a 'Disclaimer'. The 'Program Information' section includes fields for 'CFP PROGRAM *' (set to 'CFP Innovation 2025'), 'PROJECT CATEGORY' (set to 'Innovation'), 'PROGRAM START' (01/04/2024), 'PROGRAM END' (30/06/2024), 'PROJECT MIN DATE' (01/01/2025), 'PROJECT MAX DATE' (31/12/2025), 'ID' (To Be Generated), and 'STATUS' (Draft). Below this is a 'Disclaimer' section with the text 'Please click on the field names for more information!'. A green box highlights the 'Subtabs' section, which includes 'General Information', 'Contact information', 'Excellence', 'Impact', '4.a Implementation', '4.b Budget', 'Strategic Fit', and 'Dimension'. The 'General Information' subtab is active, showing fields for 'AREA' (Innovation), 'SEGMENT' (Develop), 'ACTIVITY TITLE', 'ACTIVITY ACRONYM', 'PREFERRED PERIOD', 'APPLICATION CATEGORY', 'PROJECT START DATE', 'PROJECT END DATE', 'TOPIC', 'CHALLENGE', 'ACTIVITY WEBSITE (IF APPLICABLE)', 'GENDER EQUALITY PLAN', 'IS YOUR PROPOSAL ETHICS COMPLIANT AS DEFINED BY THE EU COMMISSION?', 'DOES YOUR PROPOSAL CONTRIBUTE TO OPEN SCIENCE?', 'DOES YOUR PROPOSAL CONTRIBUTE TO SOCIAL SCIENCE?', and a confirmation statement: 'I CONFIRM THIS PROPOSAL DOES RESPECT THE 'DO NOT SIGNIFICANT HARM PRINCIPLE' AS DESCRIBE IN ARTICLE 17 OF THE OF REGULATION (EU) NO 2020/852'.

Body part [List](#) [Search](#)

Submission



Once a proposal is created, partners can input information, save progress, and resume later.



The "Submit" button becomes active once the proposal is fully completed and saved.



Upon submission, the proposal is locked and marked for evaluation.



All contacts added in the CFP application will receive an email notification about successful submission of the form

Support

- In case of any issues during the application, fill out the form to submit your query
- Online form

 Co-funded by the European Union

NetSuite Support

First name *

Last name *

Company name *

Email *
Please indicate your email it will be used for exchanges with EIT Manufacturing support team

Subject *

Detailed Information *
Please indicate as much details as you can this will allow a rapid process of your request.

File upload
 No file chosen

Disclaimer :
Please check your Spam-Box if you did not receive any notification after the submission of the ticket.